

Our Services

ProGrade Aluminum Systems Corp. offers design and development service for our clients who have a vision but need some technical guidance. We can design and develop a custom solution for the project so that compromise is kept to a minimum.

PGAS Standard Warranty

We are proud to offer our 5 year limited warranty so that you can feel confident that you are getting a piece of mind with your purchase for many years to come.

Colors & Finishes

✓ Dual color ✓ Single color


✓ All RAL classic color chart



✓ Anodized finishes



✓ Wood Finishes



✓ Glossy ✓ Semi-Matt ✓ Matte



Our products

- Windows & Doors
- Sliding systems
- Folding systems
- Facade systems
- Storefronts
- Sun control systems
- Interior partition systems
- Railing systems
- Ventilated facades
- Aluminum composite panels
- Louver systems
- Architectural screens
- Aluminum outdoor systems

PGA W72


Higher performing insulated window and door system

PGA W72 system is used to manufacture window, door and more complex units for modern energy efficient buildings. New technologies and materials, modern design methods allow to create products that meet the highest thermal and acoustic requirements.

- ✓ The thermal insulation properties are excellent.
- ✓ The assembly and installation process uses a simple and straightforward technology.
- ✓ Possible to manufacture windows of non -rectangular shape.

Feel free to contact us!

We'll be glad to provide you a free "no strings attached" estimate on your project!



☎ 718.382.8400

✉ info@progradeonline.com

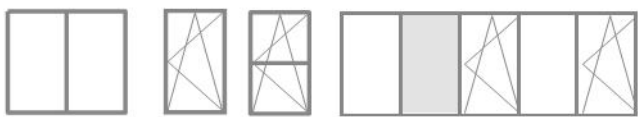
🌐 www.progradeonline.com



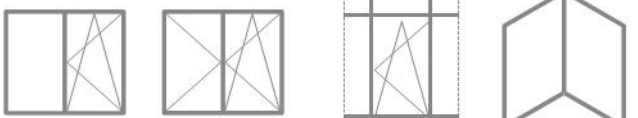
Classic window



Integrated into curtain wall



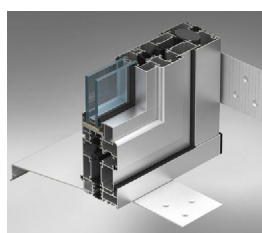
Fixed light Single sash window Window wall



Fixed window with sash Double sash window Integrated window Standard corner



Parallel sliding window Framed window Structural corner

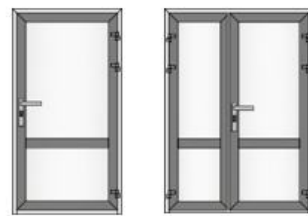


Receptor system

Receptor System allows for installation of windows at later time without holding back the finishing of exterior facades. Receptor can be installed first and allow for other work to continue with the windows and doors being installed at a later time.



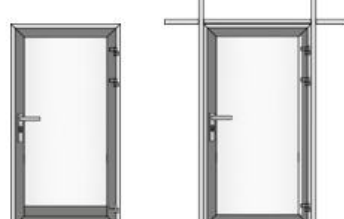
Classic door



Door with a transom Double-leaf doors



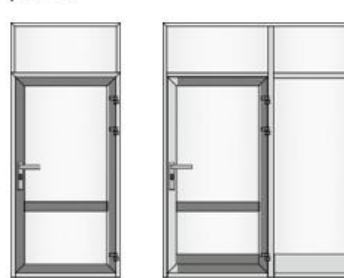
Automatic threshold



Door with bottom basement profile Integrated door



Terrace door



Door with fixed light Integrated door

